

BAR/PIN TYPE FORKS



Company Name: _____ Phone: _____

Contact Name: _____ E-mail: _____

Truck make & model: _____ Capacity: _____

Fork dimensions

T _____

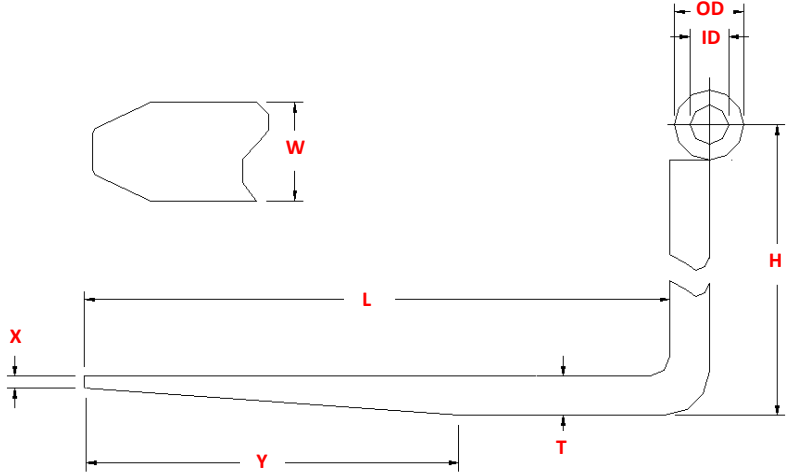
W _____

L _____

Y _____

X _____

H _____



Tube details

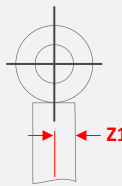
Select one:

OD _____

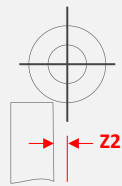
ID _____



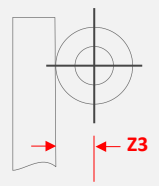
Inline*



Inset (Z1) _____



Offset (Z2) _____



Rear shaft (Z3) _____

Extras

Bar Pin Diameter _____

Is the tube slotted or drilled? Yes

No

Comments: _____

Contact us at:
803-980-6800
sales@msiforksinc.com
For more information:
www.msiforksinc.com

Completed by: _____

Date: _____

*no measurement needed